

NEW

DOLCECLIMA COMPACT 8 [SW]

8,000 BTU/h* of power in a compact design

Italian design by:

Rowr

Cod. 02562



COMPACT TECHNOLOGY

Slim design with reduced width and depth, compared to the previous Dolceclima Compact M range, optimising floor space.



DIGITAL CONTROLS

Latest generation panel, for precise control over all the functions.



FOLLOW ME

The remote control acts as a remote thermostat to ensure correct temperature control in the point where the occupants are present in the room.



ROTATING CASTORS

It can be easily transported and moved in any direction, thanks to its 360 degree rotation.

FEATURES

Cooling capacity: 2.1 kW**
Energy class: A (on a range between A+++ and D)
Sound pressure: 62dB(A)
Rated energy efficiency index: EER 2.6**
Coolant gas: R290
No tank: automatic condensation disposal
4 removable electrostatic filters with anti-dust function
Multi-function remote control and LCD display
Convenient side handles and wheels
Air ejection hose and window kit included

FUNCTIONS

Cooling, dehumidification and ventilation (2 speeds + auto mode)

24h Timer

Auto Function: optimises energy consumption by adjusting cooling in relation to the room temperature.

Auto Mode: to set the fan speed in auto mode.

Sleep Function: gradually increases the set temperature for greater thermal comfort.

Follow Me Function: precise temperature detection at the point where the remote control is located.

Auto-Restart Function: after a power failure, restarts from the last set function.

Shortcut Function: to automatically return to the previous settings.

* Test conditions: maximum cooling power (35°C / 80% RH).

** Test conditions: according to the EN 14511 standard.







PORTABLES

UNICO

MONO AND MULTISPLIT

AIR COOLERS

Portable air conditioners

			NEW	NEW
			DOLCECLIMA COMPACT 8 SW	DOLCECLIMA COMPACT 10 SB WIFI
PRODUCT CODE			02562	02572
EAN CODE			8021183025620	8021183025729
Nominal cooling capacity (1)	Prated	kW	 2,1	 2,64
Nominal heating capacity (1)	Prated	kW	-	-
Nominal power consumption for cooling (1)	PEER	kW	0,79	1,00
Nominal absorption for cooling (1)		A	3,45	4,00
Nominal power consumption for heating (1)	PCOP	kW	-	-
Nominal absorption for heating (1)		A	-	-
Nominal energy efficiency index (1)	EERd		2,6	2,64
Nominal efficiency coefficient (1)	COPd		-	-
Energy efficiency class in cooling (1)			A	A
Energy efficiency class in heating (1)			-	-
Energy consumption in "thermostat off" mode	PTO	W	/	/
Energy consumption in "standby" mode (EN 62301)	PSB	W	0,5	0,5
Hourly electricity consumption for single duct (1) cooling mode	QSD	kWh/h	0,79	1
Hourly electricity consumption for single duct (1) heating mode	QSD	kWh/h	-	-
Supply voltage		V-F-Hz	220/240-1-50	220/240-1-50
Supply voltage (min/max)		V	198 / 264	198 / 264
Maximum power consumption in cooling mode (1)		W	980	1200
Maximum absorption in cooling mode (1)		A	5,0	6,1
Maximum power consumption in heating mode (4)		W	-	-
Maximum absorption in heating mode (4)		A	-	-
Dehumidification capacity (2)		l/h	1,94	2,59
Air flow rate (max/med/min)		m³/h	327 / - / 294	332 / - / 306
Fan speed			2	2
Flexible pipe (length x diameter)		mm	1500 x 150	1500 x 150
Maximum remote control range (distance/angle)		m / °	8 / ±80°	8 / ±80°
Dimensions (WxHxD) (without packaging)		mm	295 x 705 x 293	295 x 705 x 293
Dimensions (WxHxD) (with packaging)		mm	350 x 887 x 326	350 x 887 x 326
Weight (without packaging)		kg	21,0	23,5
Weight (with packaging)		kg	23,3	25,9
Sound pressure level (min-max) (3)		dB(A)	53-55	54-55
Sound power level (indoor only) (EN 12102)	LWA	dB(A)	 62	 64
Degree of protection provided by covers			IPX0	IPX0
Refrigerant gas (5)		Type	R290	R290
Global warming potential	GWP		3	3
Refrigerant gas charge		kg	0,11	0,16
Maximum operating pressure		MPa	3,8	4,0
Maximum operating pressure (low pressure side)		MPa	1,0	1,0
Lower flammable limit	LFL	kg/m³	0,038	0,038
Minimum floor area for installation, use and storage		m²	6	8
Power cable (N° pole x section mmq)			3 x 1,0	3 x 1,0
Fuse			3,15 A	3,15 A
Conformity mark			CE	CE
Integrated Wi-fi			-	✓

LIMITS OF OPERATING CONDITIONS

Indoor ambient temperature	Maximum temperature in cooling	DB 35°C	DB 35°C
	Minimum temperature in cooling	DB 17°C	DB 17°C
	Maximum temperature in heating	-	-
	Minimum temperature in heating	-	-

(1) Test conditions: the data refer to the EN14511 standard.

(2) Test conditions in dehumidification mode: DB 30°C WB 27.1°C

(3) Declaration of test data in a semi-anechoic chamber at a distance of 2m, minimum pressure in ventilation only

(4) High-load test condition and maximum heating yield

(5) Hermetically sealed equipment.

Energy efficiency classes refer to a range between A+++ and D.